



# Local Transport in Farnham

Covering the Farnham, Hale, Badshot Lea, and Wrecclesham area

**Gregory Stafford MP**

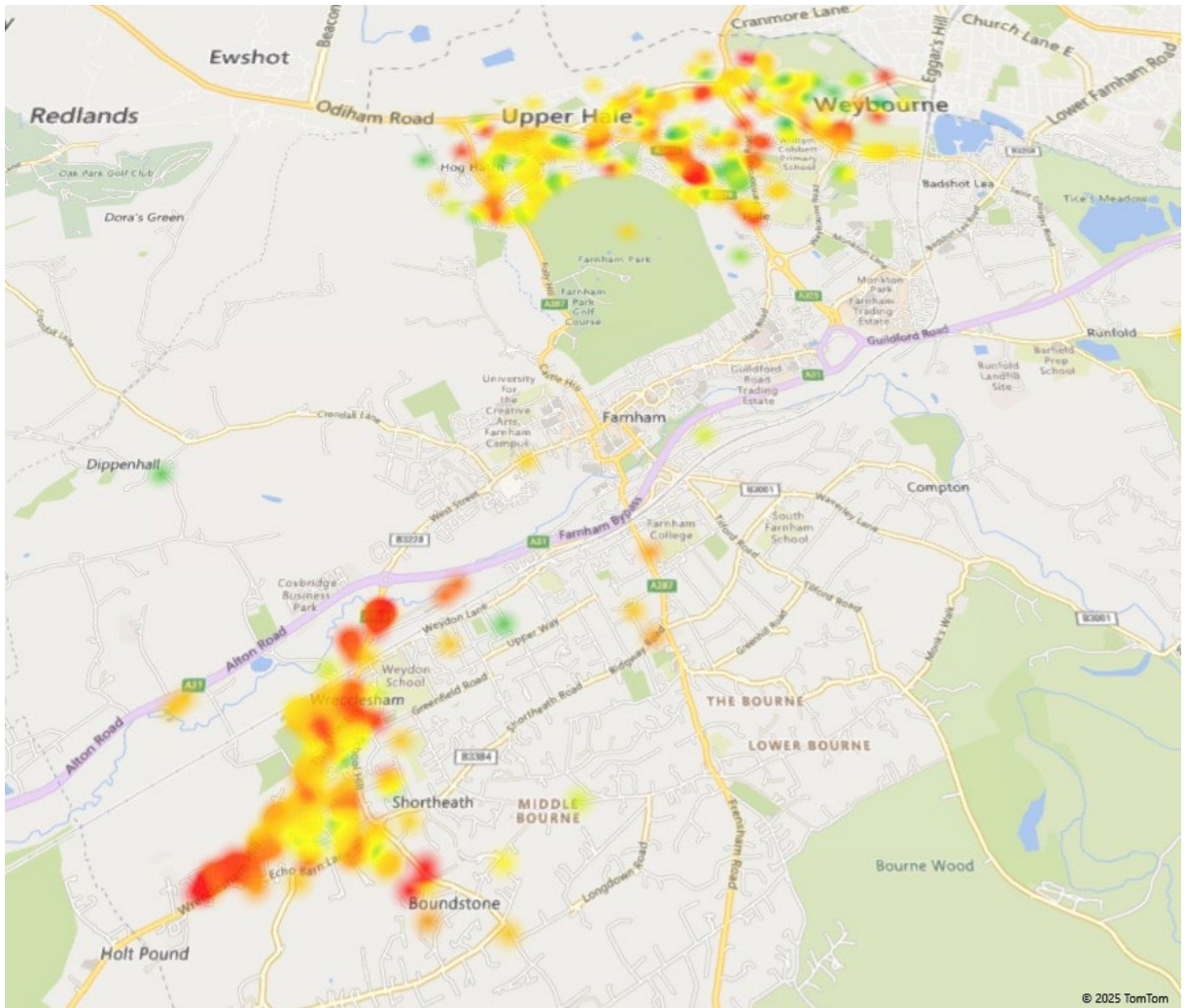


# Contents

|                         |          |
|-------------------------|----------|
| <b>Speeding</b>         | <b>3</b> |
| <b>Road Quality</b>     | <b>4</b> |
| <b>HGV Ban</b>          | <b>5</b> |
| <b>A31 Improvements</b> | <b>6</b> |
| <b>Bus Services</b>     | <b>7</b> |

# Speeding

Heat map demonstrating where speeding has the greatest impact on constituents



● Lowest impact    ● Highest impact

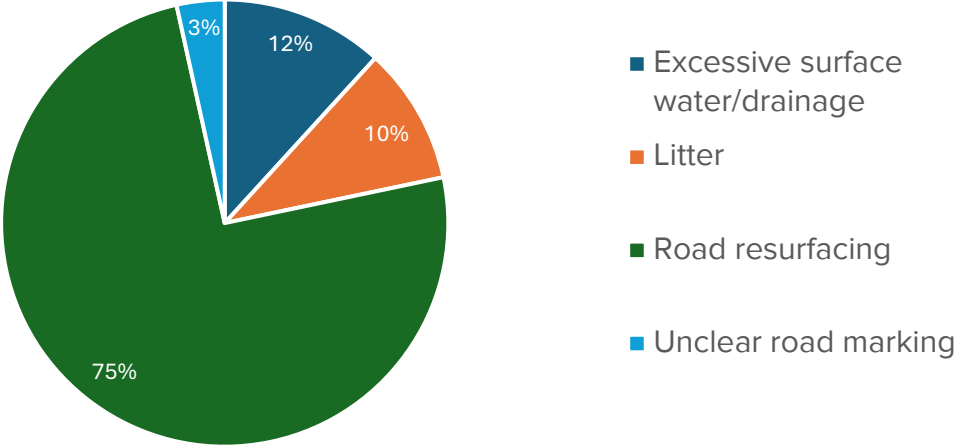
**34% of constituents said that, on a scale of 1 – 10, speeding had an impact of 8 or higher near their home.**

Each ranking with the associated address available below.

# Road Quality

When asked what issue needs addressing the most, **75% of constituents said road resurfacing.**

What issue needs addressing the most?

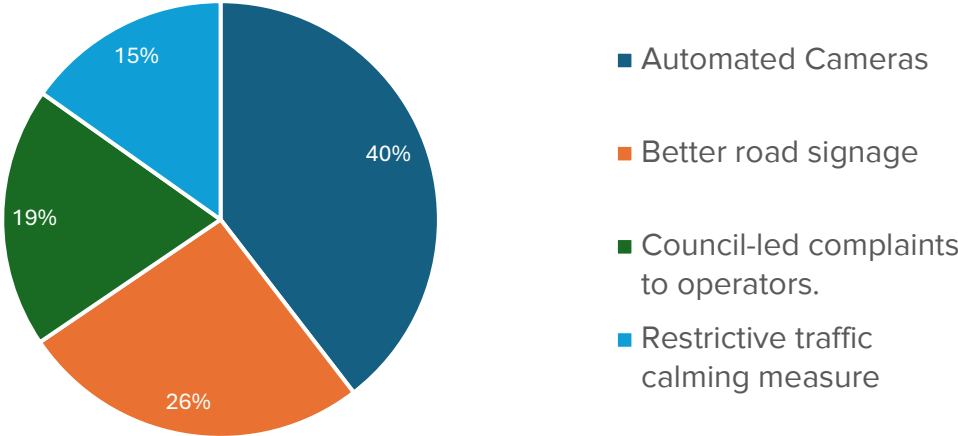


| Issue                            | Count | Percentage |
|----------------------------------|-------|------------|
| Excessive surface water/drainage | 51    | 12%        |
| Litter                           | 43    | 10%        |
| Road resurfacing                 | 324   | 75%        |
| Unclear road marking             | 15    | 3%         |

# HGV Ban in North Farnham

When asked what action they feel needs to be taken to enforce the HGV ban in North Farnham, **40% of constituents said automated cameras.**

Action needs to be taken (HGV)

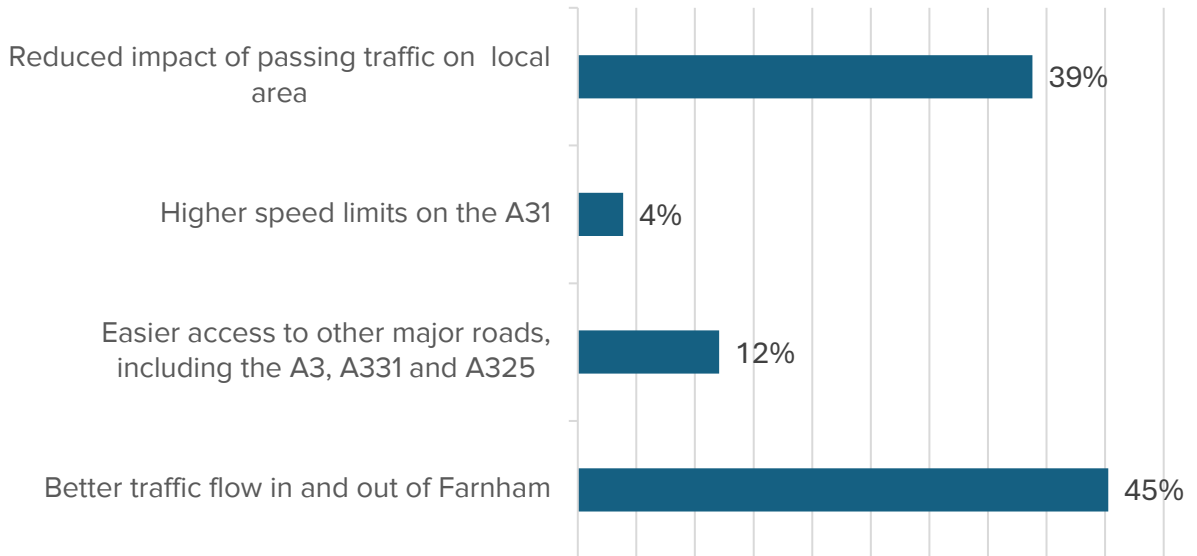


| Response                             | Value | Percentage |
|--------------------------------------|-------|------------|
| Automated Cameras                    | 250   | 40%        |
| Better road signage                  | 164   | 26%        |
| Council-led complaints to operators. | 122   | 19%        |
| Restrictive traffic calming measure  | 96    | 15%        |

# Improvements to the A31

When asked that the goal of any improvements to the A31 should be, **45% of constituents said better traffic flow in and out of Farnham**

A31 Responses

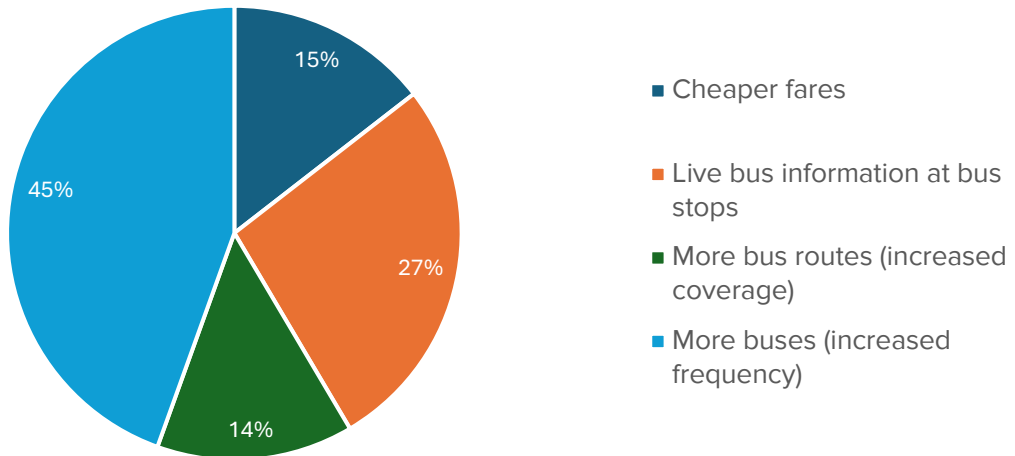


| Goal  | Count | Percentage |
|---|-------|------------|
| Better traffic flow in and out of Farnham                           | 105   | 45%        |
| Easier access to other major roads, including the A3, A331 and A325 | 28    | 12%        |
| Higher speed limits on the A31                                      | 9     | 4%         |
| Reduced impact of passing traffic on local area                     | 90    | 39%        |

# Bus Services

When asked what improvements they would like to see to local buses, **45% said more buses (increased frequency)**

Bus service responses



| Improvement                          | Count | Percentage |
|--------------------------------------|-------|------------|
| Cheaper fares                        | 29    | 15%        |
| Live bus information at bus stops    | 54    | 27%        |
| More bus routes (increased coverage) | 28    | 14%        |
| More buses (increased frequency)     | 89    | 45%        |